


POWERED TILTER

2,000/4,000/6,000 LBS



TILT ANGLE

- 0-94 degrees

DRIVE UNIT/ELECTRICS

- 24 volt system
- Two speeds forward and reverse
- Solenoid controlled

CONTROL HEAD

- Butterfly switches for forward and reverse
- Push buttons for raising and lowering of tilt feature

BRAKES

- Engaged in upper and lower position of the steering column
- Mechanical brake system

STEERING

- 180 degree turning radius
- Handle held under bracket off to one side for closer access to container

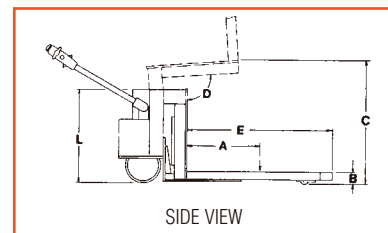
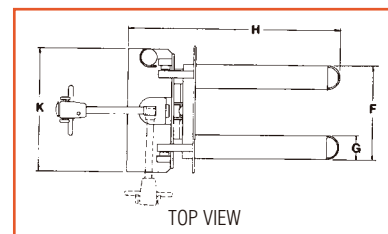

POWER SUPPLIES

- D/C Battery
- 24 Volt Push Button

OPTIONS

- Forks - longer/shorter, higher / lower to 3", wider / narrower
- Tray attachment to pick parts out from
- Height of backplate at 90° can be higher or lower

OPTIONS



SPECIFICATIONS		PTR 20	PTR 40/PTR 60
Capacity	lbs.	2,000	4,000 / 6,000
A	Load Centre	in. 17	21
B	Lowered Height	in. 3 1/2	3 1/2
C	Lift	in. 35 1/2	35 1/2
D	Tilt Angle	94°	94°
E	Fork Length	in. 34	42
F	Fork Width	in. 21	27
G	Fork Width	in. 6	7
H	Overall Length	in. 54	62
K	Width	in. 35	35
L	Height	in. 27 1/2	28
	Weight	lbs. 700	800
	Load Wheels	in. 3 x 1 1/2	3 x 1 1/2
	Caster	in. 5	5
	Rubber Drive Tire	in. 10 1/2 x 3 1/2	10 1/2 x 3 1/2